

# Data Transfer Cable

Rad-G™



© 2020 Masimo Corporation

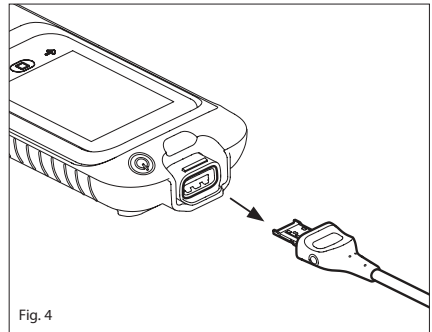
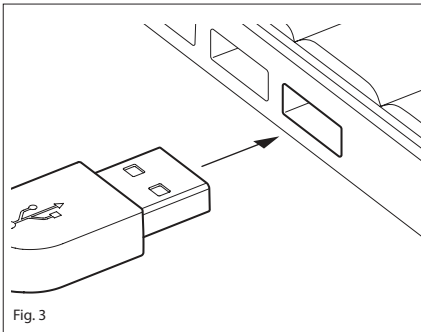
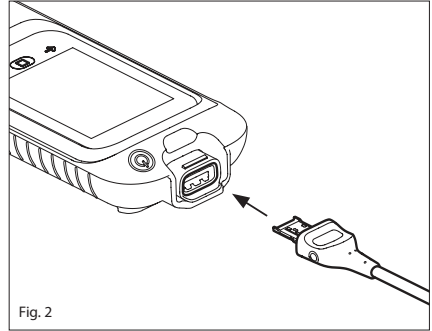
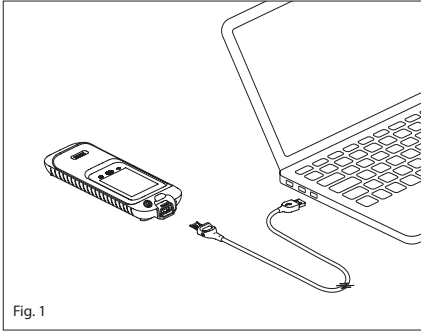
---

Images	2
<b>en</b> English	3-4

---

# Data Transfer Cable

## Rad-G™



# Data Transfer Cable

en

## Rad-G™

### DIRECTIONS FOR USE

Reusable



Not made with natural rubber latex



Non-sterile

**Prior to using this cable, the user should read and understand the Operator's Manual for the Device, and Software, the Directions for Use for the Sensor, and this Directions for Use.**

#### INTENDED USE

The Masimo® Rad-G™ data transfer cable is intended for use by trained personnel to download patient data from Rad-G, such as functional saturation of arterial oxygen hemoglobin (SpO<sub>2</sub>) and pulse rate (PR) in clinical and non-clinical settings.

#### DESCRIPTION

The Rad-G data transfer cable ("Cable") is an accessory for Rad-G ("Device"). The cable connects to the device via connector and transfers data (download only) to computer storage via USB connector.

**WARNING:** Masimo sensors and cables are designed for use with devices containing Masimo SET® oximetry or licensed to use Masimo sensors.

#### WARNINGS, CAUTIONS AND NOTES

- Ensure the cable is physically intact, with no broken or frayed wires or damaged parts. Visually inspect the cable and discard if cracks or discoloration are found.
- Masimo sensors and cables are designed for use with devices containing Masimo SET oximetry or licensed to use Masimo sensors.
- All sensors and cables are designed for use with specific monitors. Verify the compatibility of the monitor, cable and sensor before use, otherwise degraded performance and/or patient injury can result.
- Failure to properly connect the sensor or the oximeter module to the cable will result in intermittent readings, inaccurate results, or no reading.
- To avoid damage to the cable, always hold it by the connector rather than the cable when connecting or disconnecting either end.
- Always refer to the oximeter module operator's manual for complete instructions or additional instructions.
- Do not attempt to reprocess, recondition or recycle Masimo sensors or patient cables as these processes may damage the electrical components, potentially leading to patient harm.

#### INSTRUCTIONS

**NOTE:** Patient monitoring must be suspended while downloading trend data from the device.

1. Consult your Masimo Representative for instructions on installing and operating data download software.
2. Refer to **Fig. 1**. Review the connections required for data output.
3. Refer to **Fig. 2**. Insert the cable into the patient cable connector on the device.
4. Refer to **Fig. 3**. Insert the USB end of the cable into the USB port on the PC.
5. Ensure all cables are securely connected.
6. Download data.
7. Refer to **Fig. 4**. Pull gently to disconnect the Data Transfer Cable from the device.

#### CLEANING


1. Clean the Data Transfer Cable by thoroughly wiping it with 70% isopropyl alcohol, glutaraldehyde, 10% bleach (sodium hypochlorite) to 90% water solution, or quaternary ammonium chloride solution.
2. Dry the cable by wiping all surfaces with a clean cloth or dry gauze pad.
3. Allow the cable to dry completely before storage or next use.

**CAUTION:** Do not soak or immerse the cable in any liquid solution. Do not attempt to sterilize by irradiation, steam or ethylene oxide.

#### ENVIRONMENTAL

Storage Temperature	-40°C to +70°C (-40°F to 158°F) @ ambient humidity
Storage Humidity	5% - 95% relative humidity (non-condensing)
Operating Temperature	+0°C to +50°C (32°F to 122°F) @ ambient humidity
Operating Humidity	5% - 95% relative humidity (non-condensing)

#### COMPATIBILITY

 Masimo Cables are for use only with devices containing Masimo SET® and/or Masimo rainbow® technology and with compatible sensors. Consult individual oximetry system manufacturer for compatibility of particular devices and sensor models. Each device manufacturer is responsible for determining whether their devices are compatible with each sensor and/or cable model.

For Compatibility Information Reference: [www.Masimo.com](http://www.Masimo.com)

## WARRANTY

Masimo warrants to the initial buyer only that this product, when used in accordance with the directions provided with the Products by Masimo, will be free of defects in materials and workmanship for a period of six (6) months. Single use products are warranted for single patient use only.

THE FOREGOING IS THE SOLE AND EXCLUSIVE WARRANTY APPLICABLE TO THE PRODUCTS SOLD BY MASIMO TO BUYER. MASIMO EXPRESSLY DISCLAIMS ALL OTHER ORAL, EXPRESS OR IMPLIED WARRANTIES, INCLUDING WITHOUT LIMITATION ANY WARRANTIES OF MERCHANTABILITY OR FITNESS FOR PARTICULAR PURPOSE. MASIMO'S SOLE OBLIGATION AND BUYER'S EXCLUSIVE REMEDY FOR BREACH OF ANY WARRANTY SHALL BE, AT MASIMO'S OPTION, TO REPAIR OR REPLACE THE PRODUCT.

## WARRANTY EXCLUSIONS

This warranty does not extend to any product that has been used in violation of the operating instructions supplied with the product, or has been subject to misuse, neglect, accident or externally created damage. This warranty does not extend to any product that has been connected to any unintended device or system, has been modified, or has been disassembled or reassembled. This warranty does not extend to sensors or patient cables that have been reprocessed, reconditioned or recycled.

IN NO EVENT SHALL MASIMO BE LIABLE TO BUYER OR ANY OTHER PERSON FOR ANY INCIDENTAL, INDIRECT, SPECIAL OR CONSEQUENTIAL DAMAGES (INCLUDING WITHOUT LIMITATION LOST PROFITS), EVEN IF ADVISED OF THE POSSIBILITY THEREOF. IN NO EVENT SHALL MASIMO'S LIABILITY ARISING FROM ANY PRODUCTS SOLD TO BUYER (UNDER A CONTRACT, WARRANTY, TORT OR OTHER CLAIM) EXCEED THE AMOUNT PAID BY BUYER FOR THE LOT OF PRODUCT(S) INVOLVED IN SUCH CLAIM. IN NO EVENT SHALL MASIMO BE LIABLE FOR ANY DAMAGES ASSOCIATED A PRODUCT THAT HAS BEEN REPROCESSED, RECONDITIONED OR RECYCLED. THE LIMITATIONS IN THIS SECTION SHALL NOT BE DEEMED TO PRECLUDE ANY LIABILITY THAT, UNDER APPLICABLE PRODUCTS LIABILITY LAW, CANNOT LEGALLY BE PRECLUDED BY CONTRACT.

## NO IMPLIED LICENSE




























Purchase or possession of this Data Transfer Cable does not carry any express or implied license to use this cable with any device that is not an authorized device or separately authorized to use Data Transfer Cables.

## CAUTION: FEDERAL LAW (U.S.A.) RESTRICTS THIS DEVICE TO SALE BY OR ON THE ORDER OF A PHYSICIAN.

For professional use. See instructions for use for full prescribing information, including indications, contraindications, warnings, precautions and adverse events.

If you encounter any serious incident with product, please notify the competent authority in your country and the manufacturer.

The following symbols may appear on the product or product labeling:

SYMBOL	DEFINITION	SYMBOL	DEFINITION	SYMBOL	DEFINITION
 (blue background)	Follow instructions for use		Separate collection for electrical and electronic equipment (WEEE).	<b>Rx ONLY</b>	<b>Caution:</b> Federal law (USA) restricts this device to sale by or on the order of a physician
	Consult instructions for use		Lot code		Mark of conformity to European Medical Device Directive 93/42/EEC
	Manufacturer		Catalogue number (model number)		Body weight
	Date of manufacture YYYY-MM-DD		Masimo reference number		Storage temperature range
	Caution		Storage humidity limitation		Keep dry
	Do not discard		Do not use if package is damaged		Less than
	Fragile, handle with care		Greater than		Atmospheric pressure limitation
	Non-sterile		Not made with natural rubber latex		Medical Device
	Unique device identifier		Importer		Distributor
	Instructions/Directions for Use/Manuals are available in electronic format @ <a href="http://www.Masimo.com/TechDocs">http://www.Masimo.com/TechDocs</a> <b>Note: eFU is not available in all countries.</b>				

Patents: <http://www.masimo.com/patents.htm>

Rad-G is a trademark of Masimo Corporation.

Masimo, SET,  and rainbow are federally registered trademarks of Masimo Corporation.



© 2020 Masimo Corporation

 **Manufacturer:**  
Masimo Corporation  
52 Discovery  
Irvine, CA 92618  
USA

[www.masimo.com](http://www.masimo.com)



10990A-eIFU-1120